

Portfolio details

MLC's Value Moderate 50 Portfolio is a complete investment solution aimed at providing investors with above-inflation returns through expertly managed, low-cost portfolios that blend the strengths of active and index management.

The Portfolio is expected to maintain an average exposure to growth assets (shares, property, infrastructure & alternative growth assets) of approximately 50% over time.

Portfolio Objective	Aims to deliver a return of inflation +1.75% p.a. over 3+ years (after Model Manager fees).	Indicative holdings	20-25 Direct shares 5-15 Managed funds / ETF's
----------------------------	---	----------------------------	---

Portfolio performance inception

	1m	3m	6m	1 yr	Inception ⁴
Total Return ¹	-1.5%	-0.1%	0.6%	5.2%	5.7%
Income ²	0.4%	0.5%	1.1%	2.5%	2.6%
Growth	-1.8%	-0.6%	-0.4%	2.9%	3.3%
CPI + 1.75%	0.4%	1.2%	1.8%	4.0%	4.0%
Peer Category ³	-1.7%	-0.3%	1.1%	4.8%	-

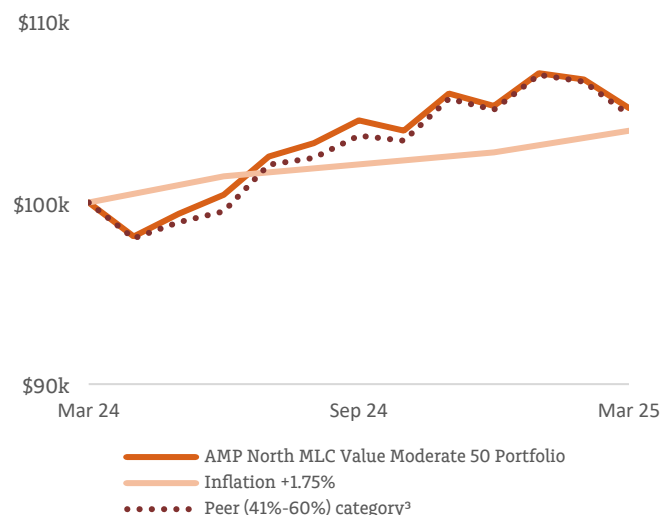
¹ Assumes distributions are reinvested. Returns are net of model manager fee, rebates and indirect costs. Returns greater than 1 year are annualised.

² Managed fund income is included when we receive the distribution.

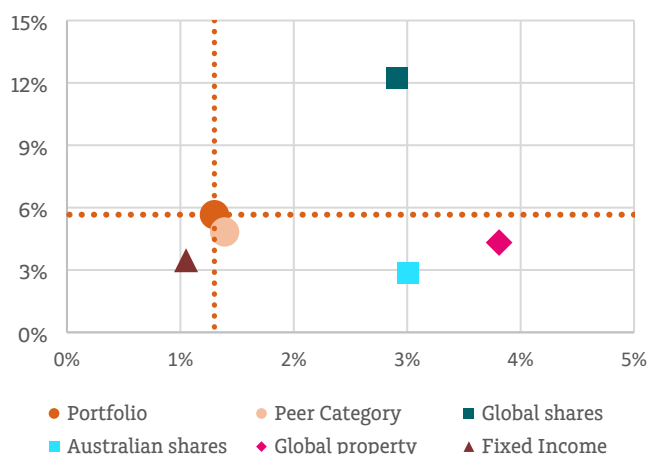
³ Morningstar Multisector Balanced (41% - 60%) category average

⁴ Portfolio inception date is 27 March 2024

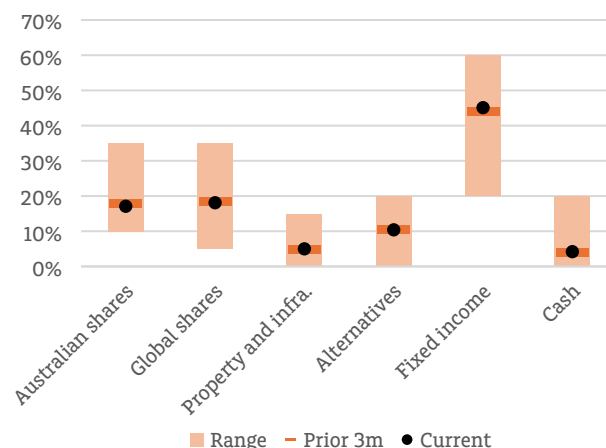
Growth of \$100k invested since



Portfolio risk & return since inception



Portfolio asset allocation



The performance and holdings in this document are for the Model Portfolio and are not a guarantee or an indication of the actual performance or holdings of a client's portfolio due to differences in the timing and transaction prices for portfolio changes, client investments and withdrawals during the period, timing of receipt of dividends and income distributions, platform administration fees, transactional costs associated with the client's portfolio, and any portfolio exclusions required by the client. Past performance is not a reliable indicator or guarantee of any future performance. The value of an investment may rise or fall with the changes in the market. Inflation is measured by the Consumer Price Index (CPI). We use the most recent CPI as an estimate until the actual CPI is available from the Australian Bureau of Statistics.

AMP North Value Moderate 50 Portfolio

Monthly Report | 31 March 2025



What happened in markets over the month?

- US share prices were in a tailspin with President Trump intensifying the tariff war. President Trump proposed a 25% tariff on automobile imports and the imposition of “reciprocal tariffs” on those countries that impose any taxes that challenge US exports. This was perceived as a threat to global trade relationships as well as raising prices for American consumers. US consumers are starting to respond with rising inflation expectations and a slowdown in spending this year. European shares fell in sympathy despite the European Central Bank cutting interest rates by 0.25% in early March. Chinese shares provided a positive surprise by making strong gains. Better than expected Chinese industrial production and retail spending data in the opening months of the year were encouraging despite the headwinds of a weak Chinese property sector and tariffs imposed by the Trump Administration.
- Australian shares slipped in line with global shares. Australia’s economic data remains modest. There was positive news with the monthly inflation indicator showing annual inflation declining to 2.4% in February. Consumer sentiment in March also posted an encouraging rise in response to milder inflation and the Reserve Bank cutting interest rates in February. However, the previous strength in the labour market appears to be fading with February recording a sharp decline in jobs. Notably the business surveys also suggest subdued confidence and caution over Australia’s prospects with a Federal election on May 3rd.
- Global government bond yields were buffeted by President Trump’s tariff agenda and varying assessments of economic growth and inflation risks. Credit markets spreads increased given the volatility in global share markets.

What happened in the Portfolio?

The Portfolio generated a negative return for the March quarter, with global share markets now facing considerable global political risks. March provided a sharp ‘wake-up call’ with the realisation that US President Trump is threatening a ‘global trade war’, announcing a sequence of ‘on again - off again’ tariffs.

- Falling bond yields in Australia and the US over the March quarter has supported composite bond exposures, providing the backdrop for PIMCO Global Bond and Janus Henderson Australian Fixed Interest to outperform their composite benchmarks with strong positive returns over the quarter.
- The Resolution Capital Global Listed Infrastructure fund was the strongest positive performer over the month, producing an absolute return of 1.19%. Robust yield generation from underlying real-assets proved attractive to markets, among strong selection from the Resolution Capital team.

Global market returns	1m	3m	1yr
Shares			
ASX200	-3.4%	-2.8%	2.8%
MSCI AC World	-4.1%	-1.9%	12.7%
MSCI AC World (H)	-4.5%	-2.1%	7.5%
MSCI EM	0.4%	2.3%	13.5%
Listed property			
AU REITs	-4.9%	-6.8%	-5.4%
Global REITs (H)	-2.8%	0.7%	3.6%
Infrastructure			
Global Infra (H)	1.3%	5.2%	15.8%
Fixed income & Cash			
Aus Bond Comp	0.2%	1.3%	3.2%
Aus Bond Credit	0.3%	1.5%	5.6%
90 Day bank bills	0.3%	1.1%	4.5%
Global Agg (H)	-0.4%	1.1%	3.7%
Global Credit (H)	-0.5%	1.6%	4.2%
Global High Yield (H)	-1.0%	1.1%	8.3%

Source: MLC Asset Management

All returns are total returns stated in AUD terms

(H) signifies the index is currency hedged

AusBond Comp, AusBond IG, Global Agg and Global Agg IG Credit are all 0+ year indexes. provided by Bloomberg.

AMP North

Value Moderate 50 Portfolio

Monthly Report | 31 March 2025



What does the Portfolio hold?

Asset class			Weighting (%)
Australian shares (directly held)			17.1
Commonwealth Bank of Australia	3.0	Woodside Energy Group Ltd	0.5
BHP Group Ltd	2.3	Transurban Group	0.5
CSL Ltd	1.4	Rio Tinto Ltd	0.5
Westpac Banking Corporation	1.3	Aristocrat Leisure Ltd	0.5
National Australia Bank Ltd	1.3	Woolworths Group Ltd	0.4
Australia & New Zealand Banking Group Ltd	1.0	QBE Insurance Group Ltd	0.4
Wesfarmers Ltd	1.0	Fortescue Metals Group Ltd	0.3
Macquarie Group Ltd	0.8	Coles Group Ltd	0.3
Goodman Group	0.6	Santos Ltd	0.3
Telstra Corporation Ltd	0.6	James Hardie Industries PLC	0.2
Global shares			18.1
Passive, developed markets, unhedged	iShares International Equity Index Fund		7.4
Passive, developed markets, hedged	iShares Hedged International Equity Index Fund		7.8
Active, emerging markets, unhedged	Walter Scott Emerging Markets Fund		2.9
Property and Infrastructure			5.0
Active, hedged	Resolution Capital Global Property Securities Fund		2.9
Active, hedged	Resolution Capital Global Listed Infrastructure Fund		2.1
Alternatives			10.4
Real return strategy	MLC Real Return Moderate		10.4
Fixed income			45.1
Australian, active, all maturity	Janus Henderson Australian Fixed Interest Fund		11.0
Australian, active, short maturity	Antares Income Fund		8.7
Australian, active, short maturity	Realm Short Term Income Fund		5.7
Global, active, all maturity, hedged	PIMCO Global Bond Fund		7.5
Global, active, high yield, hedged	Bentham Professional Global Income Fund		6.5
Global, active, high yield, hedged	Janus Henderson Diversified Credit Fund		5.7
Cash			4.2
Cash account			4.2
Total			100

AMP North Value Moderate 50 Portfolio

Monthly Report | 31 March 2025



Important Information

This communication has been prepared by MLC Asset Management Pty Ltd (MLCAM) (ABN 44 106 427 472, AFSL 308953), part of the Insignia Financial Group of companies (comprising Insignia Financial Ltd ABN 49 100 103 722 and its related bodies corporate) ('Insignia Financial Group'). No member of the Insignia Financial Group guarantees or otherwise accepts any liability in respect of any financial product referred to in this communication or MLCAM's services.

MLCAM does not provide and is not responsible for any financial product advice or service a financial adviser may provide or provides to its clients relying on this information, and any financial services or advice provided to clients by platform operators which include MLC Managed Accounts Strategies on its investment menu.

This information may constitute general financial advice. It has been prepared without taking account of an investor's objectives, financial situation or needs and because of that a financial adviser and investor should, before acting on the advice, consider the appropriateness of the advice having regard to the investor's personal objectives, financial situation and needs. Any opinions expressed in this communication constitute our judgement at the time of issue and are subject to change. We believe that the information contained in this communication is correct and that any estimates, opinions, conclusions or recommendations are reasonably held or made as at the time of compilation. In some cases, the information has been provided to us by third parties.

While it is believed the information is accurate and reliable, the accuracy of that information is not guaranteed in any way. Past performance is not a reliable indicator of future performance. The value of an investment may rise or fall with the changes in the market.

Any projection or other forward-looking statement (Projection) in this communication is provided for information purposes only. No representation is made as to the accuracy or reasonableness of any such Projection or that it will be met. Actual events may vary materially. Opinions constitute our judgement at the time of issue and are subject to change. Neither MLCAM nor any member of the Insignia Financial Group, nor their employees or directors give any warranty of accuracy, not accept any responsibility for errors or omissions in this publication.

MLC Portfolios are available via investment platforms. Please refer to the MLC Asset Management website (www.mlc.com.au) for a full list of platform availability. You should obtain a Product Disclosure Statement relating to the investment platform and consider it before making any decision about whether to acquire or continue to hold interests in the Portfolios.

MLCAM may use the services of any member of the Insignia Financial Group where it makes good business sense to do so and will benefit customers. Amounts paid for these services are always negotiated on an arm's length basis.

This information is directed to and prepared for Australian residents only.