

# FirstChoice Pension MLC Balanced 60 Portfolio

A diversified, multi-asset portfolio managed by  
MLC Asset Management  
Monthly Report | 28 February 2026



## Portfolio details

MLC's Balanced 60 Portfolio is a complete investment solution aimed at providing investors with above-inflation returns through actively managed and extensively diversified portfolios.

The Portfolio is expected to maintain an average exposure to growth assets (shares, property, infrastructure & alternative growth assets) of approximately 60% over time.

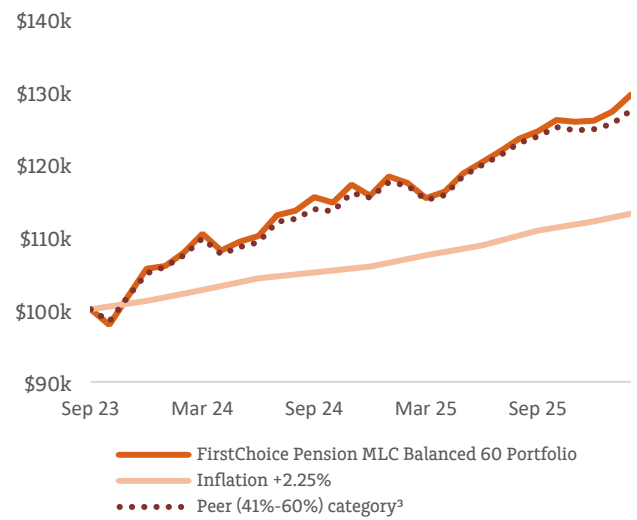
<b>Portfolio Objective</b>	Aims to deliver a return of inflation +2.25% p.a. over 5 years (after Model Manager fees).	<b>Indicative holdings</b>	5-15 Managed funds
----------------------------	--	----------------------------	--------------------

## Portfolio Performance

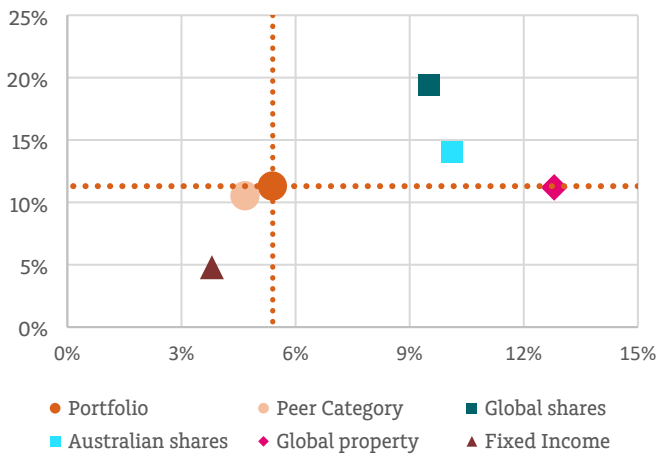
	1m	3m	1 yr	2 yrs	Inception <sup>4</sup>
Total Return <sup>1</sup>	1.8%	3.0%	10.3%	9.6%	11.3%
Income <sup>2</sup>	0.0%	0.0%	0.0%	0.0%	0.0%
Growth	1.8%	3.0%	10.3%	9.6%	11.3%
CPI + 2.25%	0.5%	1.3%	5.8%	5.3%	5.2%
Peer Category <sup>3</sup>	1.5%	2.2%	8.8%	8.9%	10.5%

<sup>1</sup> Assumes distributions are reinvested. Returns are net of model manager fee, rebates and indirect costs. Returns greater than 1 year are annualised.  
<sup>2</sup> Managed fund income is included when we receive the distribution.  
<sup>3</sup> Morningstar Multisector Balanced (41% - 60%) category average  
<sup>4</sup> Portfolio inception date is 29 September 2023

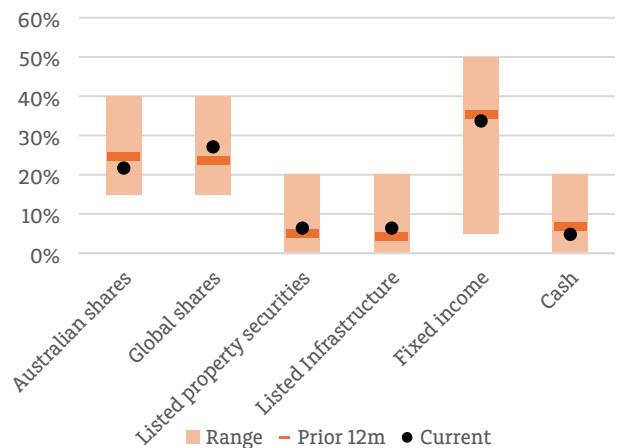
## Growth of \$100k invested since inception



## Portfolio risk & return since inception



## Portfolio asset allocation



The performance and holdings in this document are for the Model Portfolio and are not a guarantee or an indication of the actual performance or holdings of a client's portfolio due to differences in the timing and transaction prices for portfolio changes, client investments and withdrawals during the period, timing of receipt of dividends and income distributions, platform administration fees, transactional costs associated with the client's portfolio, and any portfolio exclusions required by the client. Past performance is not a reliable indicator or guarantee of any future performance. The value of an investment may rise or fall with the changes in the market. Inflation is measured by the Consumer Price Index (CPI). We use the most recent CPI as an estimate until the actual CPI is available from the Australian Bureau of Statistics.

# FirstChoice Pension MLC Balanced 60 Portfolio

Monthly Report | 28 February 2026



ASSET MANAGEMENT



40 YEARS OF INVESTMENT INNOVATION

## What happened in markets over the month?

- Global shares (hedged) delivered positive returns, while currency movements detracted from unhedged outcomes.
- In the United States, share markets eased slightly after reaching record highs in January. Whilst optimism on Artificial Intelligence 'AI' and strong corporate profit results remain supportive for Wall Street, President Trump's tariffs provided turbulence after the US Supreme Court ruled against their legitimacy. President Trump responded with an immediate 10% global tariff that could rise to 15%. The threat of US military action against Iran was also a concern that led to a sharp rise in global oil prices. European shares made strong gains with business surveys showing solid growth prospects and inflation remaining low.
- Chinese shares disappointed with investors taking profits after a strong rally over recent months. Concerns over China's subdued retail spending and the weak residential property market appear to be reviving. Japan's share market surged to historic highs with the new government pledging tax relief for consumers.
- Listed infrastructure performed strongly, and bond markets generated modest gains amid ongoing policy uncertainty and elevated geopolitical risk.
- Australian Shares made strong gains driven by Materials which benefitted from rising gold, metal and oil prices and Financials with the large banks results beating expectations.
- Australia's economic data has been mixed with strong job gains but softer household spending. The key issue remains high inflation. Headline consumer inflation came in at 3.8% in the year to January. This may lead to another Reserve Bank interest rate hike after February's move to raise the cash rate to 3.85%.

## What happened in the Portfolio?

The Portfolio generated a positive return for the month, with global share markets recording modest gains in February, driven largely by European shares, while US and Asian markets delivered mixed outcomes. European shares were supported by improving business-survey data, pointing to firmer growth momentum, alongside persistently low inflation.

- The Realindex Wholesale Global Share – Hedged fund outperformed its benchmark by 2.4% in February. Performance was stock-selection led. Positive selection in Technology, Industrials, Healthcare, Energy and Consumer Defensive outweighed weaker picks in Financials, Communication Services and Consumer Cyclical. Tech selection benefited from ongoing AI-infrastructure spend and easing Chip-on-Wafer-substrate advanced-packaging bottlenecks that support next-gen accelerators, aiding upstream enablers in the value chain.
- The Ironbark Royal London Wholesale Concentrated Global Shares (Hedged) fund outperformed its benchmark by 1.1% over February. Results were driven by stock selection. Basic Materials, Industrials, Healthcare and Financials added, offsetting weaker Technology, Consumer Cyclical and Communication Services. Top contributors included TSMC (ADR), Safran, and HCA Healthcare; TSMC benefited from structural AI demand and momentum in advanced packaging (HBM/CoWoS) that remains critical for AI accelerators, supporting sentiment toward the foundry leader.

Global market returns	1m	3m	1yr
<b>Shares</b>			
ASX200	4.1%	7.3%	16.2%
MSCI AC World	-0.4%	-3.0%	8.8%
MSCI AC World (H)	1.4%	4.7%	21.4%
MSCI EM	3.7%	8.8%	30.9%
<b>Listed property</b>			
AU REITs	-3.5%	-4.3%	4.7%
Global REITs (H)	7.1%	8.6%	14.3%
<b>Infrastructure</b>			
Global Infra (H)	8.7%	9.8%	21.5%
<b>Fixed income &amp; Cash</b>			
Aus Bond Comp	0.9%	0.5%	3.1%
Aus Bond Credit	0.6%	0.7%	4.1%
90 Day bank bills	0.3%	0.9%	3.8%
Global Agg (H)	1.4%	1.4%	4.5%
Global Credit (H)	1.2%	1.4%	5.8%
Global High Yield (H)	0.4%	1.9%	8.5%

Source: MLC Asset Management

All returns are total returns stated in AUD terms

(H) signifies the index is currency hedged

AusBond Comp, AusBond IG, Global Agg and Global Agg IG Credit are all 0+ year indexes. provided by Bloomberg.

# FirstChoice Pension MLC Balanced 60 Portfolio

Monthly Report | 28 February 2026



## What does the Portfolio hold?

Asset	Weighting (%)	
<b>Australian shares</b>	<b>21.7</b>	
Solaris Wholesale Core Australian Equity	Active, large cap, style neutral	7.4
Ausbil Wholesale Australian Active Equity	Active, large cap, slight growth focus	9.7
First Sentier Wholesale Australian Small Companies	Active, mid to small cap, style neutral	2.8
OC Wholesale Premium Small Companies	Active, small cap, style neutral	1.8
<b>Global shares</b>	<b>27.1</b>	
Ironbark Royal London Wholesale Concentrated Global Share	Active, slight value focus	5.1
Realindex Wholesale Global Share – Hedged	Systematic, hedged	6.7
Intermede Wholesale Global Equities	Active, growth, unhedged	4.9
T. Rowe Price Wholesale Global Equity – Hedged	Active, slight growth focus, hedged	6.2
Pendal Wholesale Global Emerging Market Opportunities	Active, emerging markets, unhedged	4.1
<b>Listed property securities</b>	<b>6.4</b>	
Resolution Capital Wholesale Global Property Securities	Active, hedged	6.4
<b>Listed infrastructure</b>	<b>6.4</b>	
Colonial First State Wholesale Index Global Listed Infrastructure Securities	Passive, hedged	6.4
<b>Fixed income</b>	<b>33.7</b>	
Western Asset Wholesale Australian Bond	Australian, active, all maturity	7.7
Janus Henderson Wholesale Tactical Income	Australian, active, flexible duration	5.8
Macquarie Wholesale Income Opportunities	Australian, active, high-quality credit	5.3
PIMCO Wholesale Global Bond	Global, active, all maturity, hedged	6.8
Bentham Global Income	Global, active, high yield, hedged	6.2
Janus Henderson Diversified Credit Fund	Global, active, high yield, hedged	1.9
<b>Cash</b>	<b>4.8</b>	
First Sentier Wholesale Strategic Cash	Enhanced cash	4.8
<b>Total</b>	<b>100</b>	

# FirstChoice Pension MLC Balanced 60 Portfolio

Monthly Report | 28 February 2026



## Important Information

This communication has been prepared by MLC Asset Management Pty Ltd (MLCAM) (ABN 44 106 427 472, AFSL 308953), part of the Insignia Financial Group of companies (comprising Insignia Financial Ltd ABN 49 100 103 722 and its related bodies corporate) ('Insignia Financial Group'). No member of the Insignia Financial Group guarantees or otherwise accepts any liability in respect of any financial product referred to in this communication or MLCAM's services.

This publication is intended only for financial advisers. MLCAM provides this information to advisers and other Australian financial services licenses in connection with its distribution of MLC Managed Accounts Strategies. MLCAM does not provide and is not responsible for any financial product advice or service a financial adviser may provide or provides to its clients relying on this information, and any financial services or advice provided to clients by platform operators which include MLC Managed Accounts Strategies on its investment menu.

This information may constitute general financial advice. It has been prepared without taking account of an investor's objectives, financial situation or needs and because of that a financial adviser and investor should, before acting on the advice, consider the appropriateness of the advice having regard to the investor's personal objectives, financial situation and needs. Any opinions expressed in this communication constitute our judgement at the time of issue and are subject to change. We believe that the information contained in this communication is correct and that any estimates, opinions, conclusions or recommendations are reasonably held or made as at the time of compilation. In some cases, the information has been provided to us by third parties. While it is believed the information is accurate and reliable, the accuracy of that information is not guaranteed in any way.

Past performance is not a reliable indicator of future performance. The value of an investment may rise or fall with the changes in the market.

Any projection or other forward-looking statement (Projection) in this communication is provided for information purposes only. No representation is made as to the accuracy or reasonableness of any such Projection or that it will be met. Actual events may vary materially. Opinions constitute our judgement at the time of issue and are subject to change. Neither MLCAM nor any member of the Insignia Financial Group, nor their employees or directors give any warranty of accuracy, not accept any responsibility for errors or omissions in this publication.

MLC Managed Accounts Strategies are available via investment platforms. Please refer to the MLC Asset Management website ([www.mlc.com.au](http://www.mlc.com.au)) for a full list of platform availability. You should obtain a Product Disclosure Statement relating to the investment platform and consider it before making any decision about whether to acquire or continue to hold interests in the Model Portfolios.

FirstChoice Managed Accounts are implemented by First State Investments Limited (CFS) in consultation with MLCAM. CFS will assess any portfolio allocations made by MLCAM and, where appropriate, make changes to client portfolios in-line with MLCAM's recommendations. You should obtain and consider the CFS FirstChoice Wholesale Personal Super & Pension product disclosure statement and the relevant target market determination before making any decision about whether to acquire or continue to hold interests in these portfolios.

MLCAM may use the services of any member of the Insignia Financial Group where it makes good business sense to do so and will benefit customers. Amounts paid for these services are always negotiated on an arm's length basis.