

Premium Growth 85 Portfolio

A diversified, multi-asset portfolio managed by
MLC Asset Management

Quarterly Report | 31 March 2025



ASSET MANAGEMENT



Portfolio details

MLC's Premium Growth 85 Portfolio is a complete investment solution aimed at providing investors with above-inflation returns through actively managed and extensively diversified portfolios.

The Portfolio is expected to maintain an average exposure to growth assets (shares, property, infrastructure & alternative growth assets) of approximately 85% over time.

Portfolio Objective	Aims to deliver a return of inflation +4% p.a over 7+ years (after Model Manager fees).	Indicative holdings	20-25 Direct shares 5-15 Managed funds
----------------------------	---	----------------------------	---

Portfolio performance inception

	1m	3m	1 yr	3 yrs	Inception ⁴
Total Return ¹	-2.3%	-0.1%	4.9%	6.0%	9.6%
Income ²	0.2%	0.4%	3.7%	3.4%	4.4%
Growth	-2.5%	-0.4%	1.1%	2.5%	5.2%
CPI + 4.0%	0.6%	1.7%	6.2%	8.3%	8.4%
Peer Category ³	-3.3%	-1.8%	5.7%	7.1%	10.0%

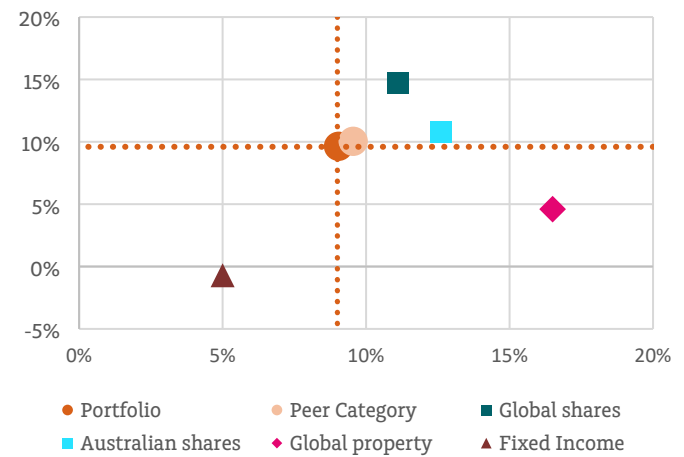
¹ Assumes distributions are reinvested. Returns are net of model manager fee, rebates and indirect costs. Returns greater than 1 year are annualised

² Managed fund income is included when we receive the distribution

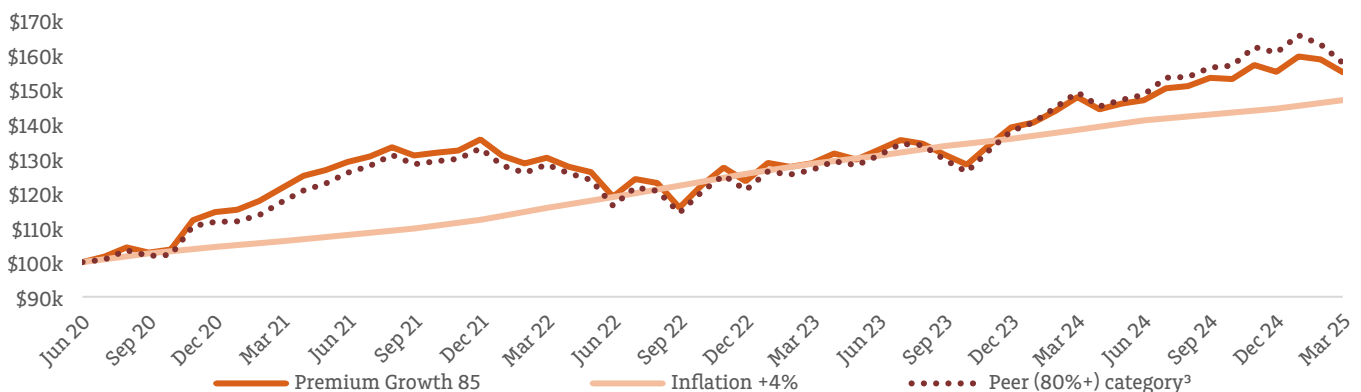
³ Morningstar Multisector Aggressive (80%+) category average

⁴ Portfolio inception date is 1 July 2020

Portfolio risk & return since inception



Growth of \$100k invested since inception



The performance and holdings in this document are for the Model Portfolio and are not a guarantee or an indication of the actual performance or holdings of a client's portfolio due to differences in the timing and transaction prices for portfolio changes, client investments and withdrawals during the period, timing of receipt of dividends and income distributions, platform administration fees, transactional costs associated with the client's portfolio, and any portfolio exclusions required by the client. Past performance is not a reliable indicator or guarantee of any future performance. The value of an investment may rise or fall with the changes in the market. Inflation is measured by the Consumer Price Index (CPI). We use the most recent CPI as an estimate until the actual CPI is available from the Australian Bureau of Statistics.

What happened over the quarter

The Portfolio generated a negative return for the March quarter, with global share markets now facing considerable global political risks. President Trump's aggressive policy agenda - higher tariffs, lower US immigration with "mass deportations", more restrictive US fiscal policy with cuts to government jobs and spending, as well as less regulation - is not a recipe for stability.

The Polaris Global Equity fund performed strongly over the quarter, outperforming its benchmark by 5.55%. The fund benefitted from diversification away from US centric technology stocks, and holding an array of cash flow generative companies with strong underlying balance sheets. The Resolution Capital Global Listed Infrastructure fund was the strongest positive performer over the quarter, producing an absolute return of 6.14%, beating out its benchmark by 1.09%. The strategy was supported by falling bond yields, yield generation from real-assets, and strong stock selection over the quarter.

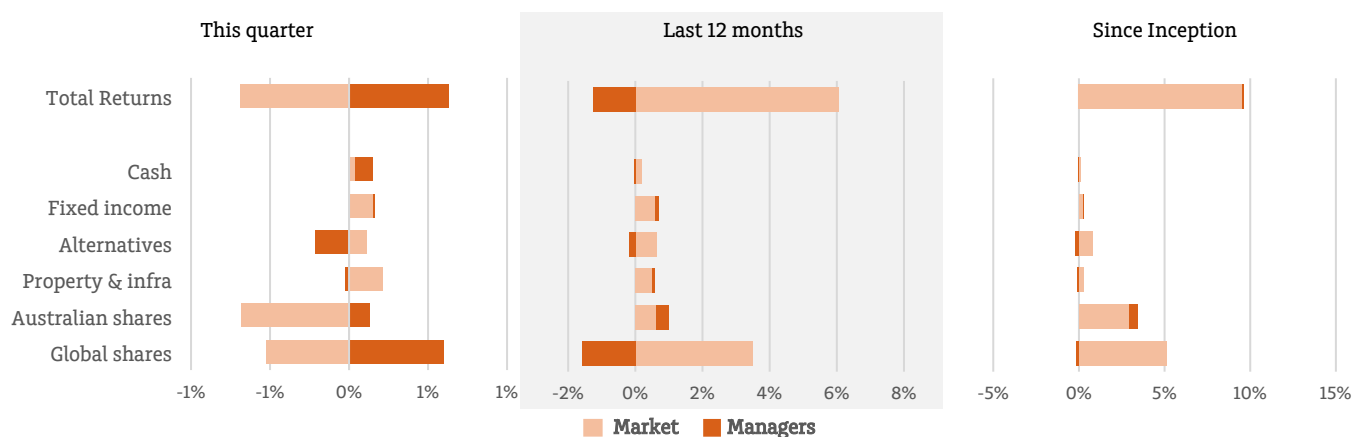
Wall Street's benchmark S&P 500 Index briefly made historic highs during the quarter, but these gains were fully reversed by tariff concerns and the potential for higher consumer inflation. The NASDAQ 100 which is heavily weighted to technology declined by -10.3% over the quarter. European shares surprised by making very strong returns of 7.2% (EuroSTOXX 50) with the benefit of the European Central Bank cutting interest rates and Germany announcing major stimulus measures to revive their economy. Chinese shares delivered a very strong return over the quarter with more supportive financial measures from the government. However, Japanese share markets have declined with the central bank still signalling the need to raise interest rates to limit inflation.

Australian shares initially made strong gains and historic highs until the middle of February but then hit reverse gear. Australian shares delivered a disappointing return of -2.9% over the quarter. The Information Technology sector was a key negative contributor with a -18.2% return. There were notable declines in property securities as a subdued Australian economy weighed on investor confidence. There were also sharp falls in the Health Care and Financial sectors.

Australia's economy is experiencing mild economic activity but is seeing lower inflation. The negative impact of high consumer prices and mortgage interest rates as well as rising rents continues to squeeze budgets. Yet there has been some more encouraging news on inflation and interest rates. Australia's annual inflation rate declined to 2.4% in February according to the ABS monthly indicator. This moderation in price rises reflects the benefit of government electricity rebates and lower automotive fuel costs. Given modest Australian economic activity and milder inflation results, the RBA cut interest rates in February 2025.

Global bonds (hedged) delivered a modest 1.1% quarterly return. While lower interest rate settings in Europe are positives, investors have taken a more cautious outlook on inflation prospects given that tariffs initially raise consumer prices. Australian bonds delivered a solid 1.3% return given that recent lower inflation results allowed the RBA to cut interest rates in February 2025.

Contributors to Portfolio performance



This chart shows the contributions of each asset class (market) to total portfolio net returns for the period. The manager return shows the total out or under performance (excess) generated by the selected managers for that asset class in excess of each asset classes benchmark. Excess manager returns are net of underlying manager MERs but before estimated fee rebates as such, the 'total return' quoted for each period in this chart will be lower than the actual returns reported on page 1 of this report.

What Portfolio activity occurred this quarter?

In January, we initiated a position in Aristocrat Ltd (ALL). Aristocrat has benefited from strong momentum, positive earnings revisions, and improved sentiment towards its status as a 'global grower'. We also increased our position in Woodside Energy Group Ltd (WDS). To fund this, we have exited our position in Fisher & Paykel Healthcare Corporation Ltd (FPH). FPH has been a strong performer since we established the position, outperforming the broader ASX200 Index by 17%. We have also trimmed our position in QBE Insurance Group Ltd (QBE).

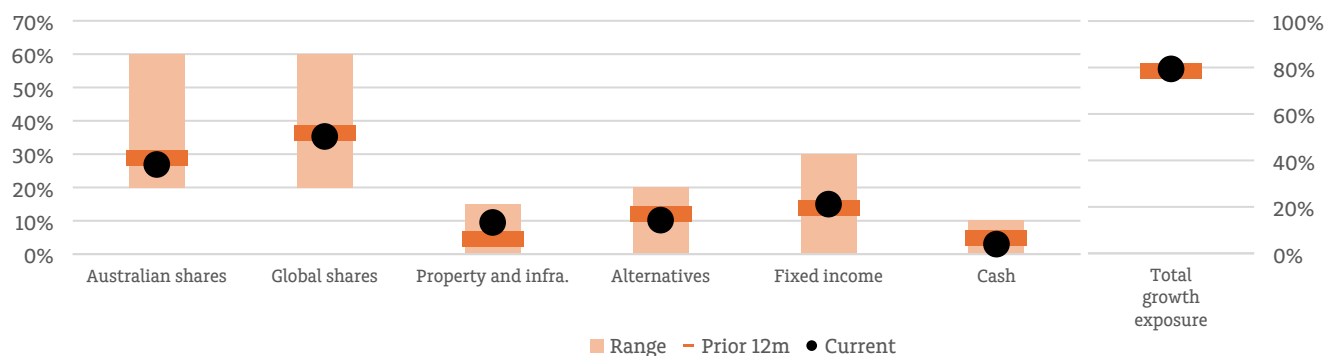
Cash proceeds from end of calendar year distributions and direct share dividends were selectively deployed in February. Exposure to the Resolution Capital Global Property Securities Fund was increased.

What's the outlook for the Portfolio and how is it positioned?

We continually review the Model Portfolios to ensure they remain appropriately structured to meet their objectives and are well-positioned for the future market environment.

- Maintaining growth asset exposure and intended pivot to global shares – Notwithstanding current materially elevated uncertainty and associated volatility, we see the more subdued earnings growth on still elevated valuations in Australian large-cap direct shares as a likely funding source to incrementally add to global developed market shares. We maintain exposure to Australian small and mid-caps and see these allocations aligning with superior earnings growth and over time stronger capital growth.
- Foreign currency diversification – We've maintained a structurally lower developed market foreign currency exposure over the past 18 months due to the increasing valuation appeal of, and constructive medium-term terms of trade outlook for the AUD. Foreign currency has a role to play during environments of market stress, and on that basis the addition to developed market global shares is planned to be made on an unhedged basis.
- Active fixed income – We believe active management is appropriate to effectively navigate what is likely to remain a more turbulent interest rate and yield curve environment. We see actual and perceived geopolitical and central bank activity as continuing to drive bouts of elevated bond and credit market volatility.
- Fixed income - We see favourable risk-reward attributes with longer duration Australian and global fixed interest and continue to consider the global credit fund (Bentham Global Income) as a 'mid risk' asset, providing a clear step down on the risk spectrum versus global equities, and an attractive risk-reward opportunity.
- Alternatives – MLC's Real Return Fund remains our preferred method of providing further diversification and versatility in downside protection via its high quality, dynamic real return attributes. This resilience was clearly demonstrated over recent amplified market uncertainty and volatility.
- Real Assets – We maintain a medium-term outlook of more sticky inflation and gradually easing bond yields, supporting solid underlying cash flows within Global Infrastructure and Global Property. We retain our conviction in their ability to be amongst the more constructive portfolio contributors and see this allocation being incrementally increased as part of a planned broader asset allocation refinement.

Current Portfolio asset allocation



'Alternatives' calculated as a split between growth and defensive for total growth exposure purposes. All other asset's excluding Fixed Interest & Cash are considered 100% 'growth' assets.

Premium Growth 85 Portfolio

Quarterly Report | 31 March 2025



What does the Portfolio hold?

Asset class		Weighting (%)	
Australian shares (directly held)		18.8	
Commonwealth Bank of Australia	1.6	South32 Ltd	0.6
BHP Group Ltd	1.6	Aurizon Holdings Ltd	0.6
Wesfarmers Ltd	1.1	Scentre Group	0.6
Australia & New Zealand Banking Group Ltd	1.1	Transurban Group	0.6
Macquarie Group Ltd	1.0	Goodman Group	0.5
CSL Ltd	1.0	Westpac Banking Corporation	0.5
Brambles Ltd	1.0	JB Hi-Fi Ltd	0.5
Xero Ltd	0.8	Santos Ltd	0.5
QBE Insurance Group Ltd	0.8	AGL Energy Ltd	0.5
Medibank Private Ltd	0.8	Woolworths Group Ltd	0.5
National Australia Bank Ltd	0.7	Telstra Corporation Ltd	0.4
Aristocrat Leisure Ltd	0.7	Rio Tinto Ltd	0.4
Woodside Energy Group Ltd	0.7		
Australian shares		8.2	
Active, ex-20	Antares Ex-20 Australian Equities Fund	5.1	
Active, small cap	Fairview Equity Partners Emerging Companies Fund	3.1	
Global shares		35.3	
Active, quant, hedged	Arrowstreet Global Equity Fund (Hedged)	15.7	
Active, growth, unhedged	Intermede Global Equities Fund	5.1	
Active, value, unhedged	Polaris Global Equity Fund	8.8	
Active, emerging markets, unhedged	Walter Scott Emerging Markets Fund	5.7	
Property and Infrastructure		9.5	
Active, hedged	Resolution Capital Global Property Securities Fund	5.4	
Active, hedged	Resolution Capital Global Listed Infrastructure Fund	4.1	
Alternatives		10.2	
Real return strategy	MLC Real Return Assertive	10.2	
Fixed income		15.0	
Australian, active, all maturity	Janus Henderson Australian Fixed Interest Fund	5.0	
Global, active, all maturity, hedged	PIMCO Global Bond Fund Wholesale	1.6	
Global, active, high yield, hedged	Bentham Global Income Fund	2.6	
Global, active, high yield, hedged	Bentham Syndicated Loan Fund	3.2	
Global, active, high yield, hedged	Janus Henderson Diversified Credit Fund	2.6	
Cash		3.0	
Cash account		3.0	
Total		100	

Important Information

This communication has been prepared by MLC Asset Management Pty Ltd (MLCAM) (ABN 44 106 427 472, AFSL 308953), part of the Insignia Financial Group of companies (comprising Insignia Financial Ltd ABN 49 100 103 722 and its related bodies corporate) ('Insignia Financial Group'). No member of the Insignia Financial Group guarantees or otherwise accepts any liability in respect of any financial product referred to in this communication or MLCAM's services.

MLCAM does not provide and is not responsible for any financial product advice or service a financial adviser may provide or provides to its clients relying on this information, and any financial services or advice provided to clients by platform operators which include MLC Managed Accounts Strategies on its investment menu.

This information may constitute general financial advice. It has been prepared without taking account of an investor's objectives, financial situation or needs and because of that a financial adviser and investor should, before acting on the advice, consider the appropriateness of the advice having regard to the investor's personal objectives, financial situation and needs. Any opinions expressed in this communication constitute our judgement at the time of issue and are subject to change. We believe that the information contained in this communication is correct and that any estimates, opinions, conclusions or recommendations are reasonably held or made as at the time of compilation. In some cases, the information has been provided to us by third parties.

While it is believed the information is accurate and reliable, the accuracy of that information is not guaranteed in any way. Past performance is not a reliable indicator of future performance. The value of an investment may rise or fall with the changes in the market.

Any projection or other forward-looking statement (Projection) in this communication is provided for information purposes only. No representation is made as to the accuracy or reasonableness of any such Projection or that it will be met. Actual events may vary materially. Opinions constitute our judgement at the time of issue and are subject to change. Neither MLCAM nor any member of the Insignia Financial Group, nor their employees or directors give any warranty of accuracy, not accept any responsibility for errors or omissions in this publication.

MLC Portfolios are available via investment platforms. Please refer to the MLC Asset Management website (www.mlc.com.au) for a full list of platform availability. You should obtain a Product Disclosure Statement relating to the investment platform and consider it before making any decision about whether to acquire or continue to hold interests in the Portfolios.

MLCAM may use the services of any member of the Insignia Financial Group where it makes good business sense to do so and will benefit customers. Amounts paid for these services are always negotiated on an arm's length basis.

This information is directed to and prepared for Australian residents only.