

# MLC Wholesale Horizon 6 Share Portfolio

## Product Disclosure Statement

ARSN: 096 796 075 APIR code: MLC0397AU

Preparation Date: 16 October 2020

### Contents

1. About MLC Investments Limited
2. How the Trust works
3. Benefits of investing in the Trust
4. Risks of managed investment schemes
5. How we invest your money
6. Fees and costs
7. How managed investment schemes are taxed
8. How to apply
9. Other information

## 1. About MLC Investments Limited

MLC Investments Limited (MLC) is the Responsible Entity for the MLC Wholesale Horizon 6 Share Portfolio (Trust).

As the Responsible Entity, we're responsible for all aspects of operating the Trust, including administration of the assets and investment policy.

National Australia Bank Limited (NAB) provides unit registry services to the Trust via its agreement with OneVue Fund Services Pty Ltd (Registry Services).

MLC is a member of the National Australia Bank Limited Group of companies (NAB Group).

We believe the best way to manage our portfolios is to employ the skills of multiple specialist investment managers.

We've appointed MLC Asset Management Services Limited (MLC Asset Management) to advise on and manage the Trust's investments. Our investment experts have extensive knowledge and experience in designing and managing portfolios using a multi-manager investment approach.

### Who you go through life with makes all the difference

MLC has been looking after the investment needs for generations of Australians.


Our experience has taught us investors have different needs, and these change over time.

We've created a diverse range of investment solutions so you can grow your wealth the way you want to.

And, we'll continually enhance our products and services to make the most of changing investment opportunities.

### Important information

This Product Disclosure Statement (PDS) summarises significant information about the Horizon 6 Share Portfolio ARSN 096 796 075 (referred to in this PDS as the MLC Wholesale Horizon 6 Share Portfolio) (Trust).

It also contains a number of references to important information in the MLC Investment Trusts Product Guide (Product Guide) marked with an  symbol. The Product Guide is a separate document which forms part of this PDS. This PDS and the Product Guide contain important information you should consider before making an investment decision in relation to the Trust. The information provided in this PDS is general information only and does not take into account your personal financial situation or needs. We recommend you obtain financial advice for your own personal circumstances before making any investment decision.

These documents are available from [mlcam.com.au/MLCWholesale/pds](http://mlcam.com.au/MLCWholesale/pds) or you can request a copy free of charge by calling us or your investor directed portfolio service, IDPS-like scheme, master trust or wrap operator (collectively referred to as an 'IDPS' in this PDS). To invest directly in the Trust, you must have received the PDS (electronically or otherwise) within Australia or New Zealand and meet the eligibility requirements set out in the accompanying Product Guide.

The information in these documents is up to date at the time of preparation and may change from time to time. If a change is considered materially adverse, we will issue a replacement PDS. Information that is not materially adverse to investors can be updated by us and will be published on our website [mlcam.com.au/MLCWholesale/pds](http://mlcam.com.au/MLCWholesale/pds). A paper copy of any updates will be provided free of charge upon request. You should check you have the most up to date version before making an investment decision. All amounts in these documents are in Australian dollars unless stated otherwise.

MLC Investments Limited, the responsible entity of the Trust (Responsible Entity), is a fully owned subsidiary within the National Australia Bank Limited Group of companies (NAB Group). No company in the NAB Group guarantees the capital value, payment of income or performance of the Trust. An investment in the Trust does not represent a deposit with or liability of the NAB Group and is subject to investment risk, including possible delays in repayment and loss of income and principal invested.

References in this document to 'MLC', 'we', 'our' or 'us' should be read as references to MLC Investments Limited in its capacity as Responsible Entity.

## Investing with us

Our portfolios have different investment objectives because we know everyone has different ideas about how their money should be managed.

Our portfolios make sophisticated investing straightforward.

Our investment experts use a market-leading investment approach to structure our portfolios with the aim of delivering more reliable returns in many potential market environments. And, as their assessment of world markets changes, our portfolios are evolved to manage new risks and capture new opportunities.

We use specialist investment managers in our portfolios. Our investment experts research hundreds of investment managers from around the world and select the managers they believe are the best for our portfolios. Our investment managers may be specialist in-house managers, external managers or a combination of both.

Importantly, we stay true to the objectives of our portfolios so you can keep on track to meeting your goals.

## Keeping up to date

The latest information on the Trust is available on our Fund Profile Tool at [mlcam.com.au/MLCWholesale](http://mlcam.com.au/MLCWholesale). It's an easy to use, interactive tool that gives you insight into how your money is managed including where your money is invested, current investment managers and how your investments are performing.

## 2. How the Trust works

The Trust is one of seven MLC Horizon portfolios.

Each MLC Horizon portfolio has a different asset allocation which is expected to deliver a different level of volatility and return. You can choose the portfolio with the asset allocation that suits your investment needs.

This Trust invests in growth assets and may have minimal exposure to defensive assets through its alternative investments.

The Trust is an actively managed portfolio aiming to deliver returns higher than its benchmark over 5 year periods. We aim to achieve this return while keeping volatility at levels similar to the benchmark.

The Trust is diversified across a wide range of assets, strategies and investment managers to enhance returns and manage risk.

Investing in the Trust is an easy way to gain access to sophisticated investments.

### About the Trust

The Trust operates like most other managed investment schemes. Your money is pooled together with other investors' money to buy investments which are managed on behalf of all investors.

When you invest in a managed investment scheme, such as the Trust, you gain exposure to investments that you may not ordinarily

have access to, if you invest on your own.

When your money is paid into the Trust, you are issued with units and when money is paid out, your units are cancelled.

The unit price will reflect, among other things, the performance of the underlying assets, which are in turn influenced by movements in investment markets. For unlisted assets we have policies and guidelines to manage asset valuations including valuation lags.

Our unit pricing philosophy is available at [mlc.com.au](http://mlc.com.au). For more details on our policies relating to unit pricing please contact us.

The Trust is part of a larger suite of wholesale trusts collectively known as the MLC Investment Trusts. The PDSs for other trusts in the suite are available at [mlcam.com.au/MLCWholesale/pds](http://mlcam.com.au/MLCWholesale/pds)

You should read the relevant PDS before making an investment decision in respect of these trusts.

The Trust is governed by its constitution and is registered with the Australian Securities and Investments Commission (ASIC). ASIC takes no responsibility for this PDS or the operation of the Trust by MLC.

## Investing via an IDPS

The most common way to access the Trust is via an IDPS.

If you invest in the Trust through an IDPS, then you don't hold units in the Trust and you have none of the rights of a unitholder. Instead, the IDPS holds units on your behalf.

Investing through an IDPS may result in different conditions applying from those referred to in this PDS including:

- minimum balance requirements
- fees and other costs
- cooling-off rights
- how to transact on your investment
- timing of processing of transactions and payment of distributions and withdrawals, and
- provision of statements and other information.

You should contact your financial adviser or IDPS operator for further information.

We authorise the use of this PDS as disclosure to persons who wish to access the Trust through an IDPS.

This PDS must be read together with offer documents provided by the IDPS operator.

## Applications and withdrawals

We have the discretion to accept or refuse any initial application or additional investment without explanation.

You can request a partial or a full withdrawal to a nominated bank account at any time by sending a completed Application/Instruction Form by post or emailing a scanned copy to Registry Services. The Application/Instruction Form is available on request from us on **1300 738 355**.

Generally, withdrawal requests will be actioned by us promptly to enable us to make payments within 10 Business Days. Actioning of withdrawal requests and payment may be delayed, for example, if underlying assets need to be sold. In certain circumstances, such as when there are adverse market conditions, we may suspend withdrawals. We may also process requests in instalments over a period of time and may also suspend processing of requests we have already accepted. In certain circumstances we may refuse a withdrawal request.

Where withdrawals are delayed, suspended or being paid in instalments, the unit prices used for a withdrawal will be those available on the day the withdrawal takes effect, rather than the day of the withdrawal request.

In the unlikely event that the Trust is no longer liquid (as defined in the Corporations Act 2001 (Cth)), you may only withdraw your funds in accordance with any withdrawal offer that we make.

## Income distributions

The income of the Trust will generally be calculated effective 30 June each year. We generally aim to pay income distributions within 7 Business Days of the calculation date.

Distributions are generally calculated based on the Trust's net income at the end of the distribution period divided by the number of units on issue.

There may be periods in which no distributions are made or the Trust may make additional distributions.

Our current practice is to generally distribute all of the net taxable income of the Trust to investors each financial year (including net capital gains and any net gains on currency management). As the Trust is an Attribution Managed Investment Trust (AMIT), we have the discretion to accumulate income (instead of distributing all of the income) and if we do so, the accumulated income will be reflected in the unit price. We intend to continue our current practice to distribute all of the income (including any capital gains) for each year. We will notify you if this changes.

## Investing directly in the Trust

To invest directly in the Trust you must have received this PDS (electronically or otherwise) within Australia and be a 'wholesale client' as defined by the *Corporations Act 2001 (Cth)*. You also need to maintain a minimum balance of \$500,000. We may accept lower amounts at our discretion. We may redeem your unitholding if your account balance falls below \$500,000.

You must complete and sign the Trust's application forms and send them to us with your initial application money. You can make additional investments by electronic funds transfer (EFT).

Once your application is accepted, you hold units in the Trust and have the rights of a unitholder.

New Zealand investors may also be eligible to invest in the Trust provided they satisfy the eligibility criteria described in the Product

Guide.

**!** You should read the important information about **How the Trusts work** before making a decision. Go to the Product Guide available at [mlcam.com.au/MLCWholesale/pds](http://mlcam.com.au/MLCWholesale/pds)

The material relating to **How the Trusts work** may change between the time when you read this statement and the day when you acquire the product.

### 3. Benefits of investing in the Trust

The Trust is an actively managed, well diversified portfolio of growth assets. You can use it for your whole portfolio or add it to your other investments.

#### Experience and track record

We use a market-leading investment approach to design and manage the Trust. Our investment experts have been successfully managing portfolios for over 35 years, helping clients achieve their investment goals.

#### Risk-management focus

The Trust's risk is actively managed using a unique Investment Futures Framework (Framework), which guides a forward-looking approach to managing risk.

In an unpredictable and constantly changing world, the Framework helps continually identify the very wide range of potential market scenarios – good and bad – that could occur.

The Framework also helps our investment experts analyse how these scenarios could affect the risks and returns of the asset classes in the Trust. The insights from this analysis are used to work out the combination of asset classes that they believe will best achieve the Trust's objective.

This helps prepare the Trust for future market ups and downs.

#### Defined asset allocation

We manage the Trust's assets within defined ranges. See 'Strategic asset allocation and ranges' in section 5.

#### Multi-manager approach

We use many specialist investment managers from around the world to find some of the best investment opportunities for the Trust and to manage risk.

#### Extensive diversification

The Trust is diversified across both mainstream and alternative assets and strategies and investment managers to enhance returns and manage risk. Our specialist investment managers invest widely across countries, industries and companies.

### 4. Risks of managed investment schemes

Before you invest, there are some things you need to consider. How much risk you're prepared to accept is determined by various factors, including:

- your investment goals
- the savings you'll need to reach these goals
- your age and how many years you have to invest
- where your other assets are invested
- the return you may expect from your investments, and
- how comfortable you are with investment risk.

#### Investment risk

All investments come with some risk. Some investments will have more risk than others, as it depends on the investment's strategy and assets.

The value of an investment with a higher level of risk will tend to rise and fall more often and by greater amounts than investments with lower levels of risk, ie it's more volatile.

While it may seem confronting, investment risk is a normal part of investing. Without it you may not get the returns you need to reach your investment goals. This is known as the risk/return trade-off.

Many factors influence an investment's value. These include, but aren't limited to:

- market sentiment
- changes in inflation
- growth and contraction in Australian and overseas economies
- changes in interest rates
- defaults on loans
- company specific issues
- liquidity (the ability to buy or sell investments when you want to)
- changes in the value of the Australian dollar
- investments and withdrawals by other investors
- changes in Australian and overseas laws, and
- a counterparty not meeting its obligations eg when buying securities, the seller may not deliver on the contract by failing to provide the securities.

When choosing your investment, it's important to understand that:

- its value and returns will vary over time
- investments with higher long-term return potential usually have higher levels of short-term risk
- returns aren't guaranteed and you may lose money

- future returns will differ from past returns, and
- laws affecting your investment may change in future.

#### Investment techniques

Our investment experts and investment managers may use different investment techniques that can change the value of an investment. Investment techniques used in the Trust include:

- derivatives, and
- currency management.

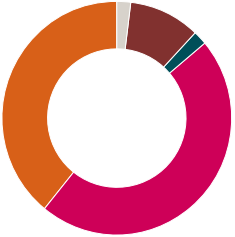
**!** You should read the important information about **Risks of managed investment schemes** before making a decision. Go to the Product Guide available at [mlcam.com.au/MLCWholesale/pds](http://mlcam.com.au/MLCWholesale/pds)

The material relating to **Risks of managed investment schemes** may change between the time when you read this statement and the day when you acquire the product.

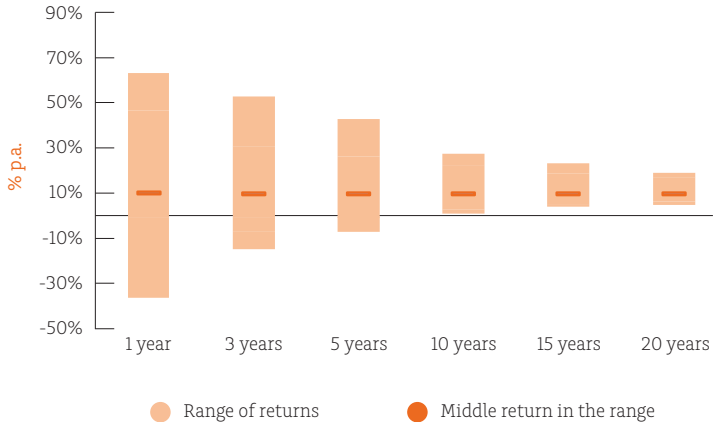
## 5. How we invest your money

MLC's multi-manager approach makes sophisticated investing easy to access, so you can get your investment plan into action right away.

**You should consider the likely return, risk and your investment timeframe when making your decision. The table in this section sets out these key aspects of the Trust for your consideration.** The terms used in the table below are explained in the Product Guide in the "How we invest your money section".

MLC Wholesale Horizon 6 Share Portfolio																													
<b>Investment objective:</b>	Aims to outperform the Benchmark, before fees, over 5 year periods. We aim to achieve this return while keeping volatility (movements up and down in value) at levels similar to the Benchmark.																												
<b>Benchmark:</b>	The Trust's Benchmark is a combination of market indices, weighted according to the strategic asset allocation. Details are available at <a href="https://mlc.com.au/horizon6investments">mlc.com.au/horizon6investments</a>																												
<b>How the Trust is managed:</b>	<p>Investment markets are the main driver of the Trust's investment returns. The Trust's allocation to investment markets is shown in its strategic asset allocation and ranges below. The strategic asset allocation is invested in growth assets with minimal exposure to defensive assets.</p> <p>Our investment experts actively look for opportunities to provide better returns, or less risk, than those generated by the strategic asset allocation and to manage the Trust's exposure to the risks of investing in markets. Our investment experts do this by:</p> <ul style="list-style-type: none"> <li>• Adjusting the allocations to the asset classes away from the strategic asset allocation, while aiming to remain within the defined ranges shown below.</li> <li>• Researching and selecting a broad range of mainstream asset classes, and including some exposure to alternative assets and strategies.</li> <li>• Researching hundreds of investment managers from around the world and selecting the managers they believe are the best for the Trust. These investment managers, who are mainly active managers, choose many companies and securities in Australia and overseas for investment.</li> </ul> <p>The Trust uses all aspects of our approach to investing, outlined in the Product Guide.</p>																												
<b>The Trust may be suited to you if:</b>	<ul style="list-style-type: none"> <li>• you want a portfolio that invests in growth assets, primarily shares</li> <li>• you want to rely largely on the market for returns</li> <li>• you want long-term capital growth, and</li> <li>• you understand that there can be very large fluctuations in income and the value of your investment.</li> </ul>																												
<b>Minimum suggested time to invest:</b>	6 years																												
<b>Strategic asset allocation and ranges:</b>	<div>  <table> <thead> <tr> <th>Asset Class</th><th>Strategic Asset Allocation</th><th>Ranges</th></tr> </thead> <tbody> <tr> <td>Cash</td><td>0%</td><td>0-15%</td></tr> <tr> <td>Defensive alternatives and other</td><td>2%</td><td>0-7%</td></tr> <tr> <td>Growth alternatives and other</td><td>10%</td><td>0-15%</td></tr> <tr> <td>Listed property securities</td><td>2%</td><td>0-15%</td></tr> <tr> <td>Global shares</td><td>47%</td><td>30-60%</td></tr> <tr> <td>Australian shares</td><td>39%</td><td>25-55%</td></tr> <tr> <td><b>Defensive assets</b></td><td><b>2%</b></td><td><b>0-7%</b></td></tr> <tr> <td><b>Growth assets</b></td><td><b>98%</b></td><td><b>93-100%</b></td></tr> </tbody> </table> </div> <p>The Trust's asset allocation will move around the strategic asset allocation, while remaining within the ranges for the asset classes, defensive and growth assets. Changes in asset values, which may be due to market movements, can result in an asset allocation temporarily moving outside these ranges. The strategic asset allocation and ranges may change over time. The most up to date information is available from our Fund Profile Tool at <a href="https://mlcam.com.au/MLCWholesale">mlcam.com.au/MLCWholesale</a></p> <p>Some global assets are not hedged to the Australian dollar. Currency hedging levels for global assets are available at <a href="https://mlcam.com.au/MLCWholesale">mlcam.com.au/MLCWholesale</a></p>		Asset Class	Strategic Asset Allocation	Ranges	Cash	0%	0-15%	Defensive alternatives and other	2%	0-7%	Growth alternatives and other	10%	0-15%	Listed property securities	2%	0-15%	Global shares	47%	30-60%	Australian shares	39%	25-55%	<b>Defensive assets</b>	<b>2%</b>	<b>0-7%</b>	<b>Growth assets</b>	<b>98%</b>	<b>93-100%</b>
Asset Class	Strategic Asset Allocation	Ranges																											
Cash	0%	0-15%																											
Defensive alternatives and other	2%	0-7%																											
Growth alternatives and other	10%	0-15%																											
Listed property securities	2%	0-15%																											
Global shares	47%	30-60%																											
Australian shares	39%	25-55%																											
<b>Defensive assets</b>	<b>2%</b>	<b>0-7%</b>																											
<b>Growth assets</b>	<b>98%</b>	<b>93-100%</b>																											



<p><b>Long-term returns:</b></p>	<p>While the Trust isn't managed to achieve a particular return above inflation, an average return of 5.5% pa above inflation (before fees) is consistent with historical long-term returns from investment markets, using an asset allocation similar to the Trust's.</p> <p>The longer you invest, the greater the likelihood of achieving this return above inflation, as investment markets are more unpredictable over shorter periods of time. Your return will be driven by the many unpredictable factors influencing investments and markets at the time. When investing, it's important to be prepared for all sorts of return outcomes.</p> <p>The graph below is based on more than 100 years of investment market returns. It shows how broad the ranges of investment market returns have been. Returns measured over longer periods have narrower ranges because investment market fluctuations tend to offset through time.</p> <p><b>Ranges of returns for the Trust's strategic asset allocation based on investment market returns from 1900 to 2020 (before fees)</b></p>  <p>Source: Calculated by MLC Asset Management Services Limited using the strategic asset allocation as at 30 June 2020 and investment market data from Global Financial Data, Inc. and FactSet.</p> <p>These historical ranges of returns are for investment markets weighted according to the Trust's strategic asset allocation. Historical returns aren't a reliable indicator of the Trust's future investment returns.</p>
<p><b>Risk measure:</b></p>	<p>Estimate of 5 to 6 negative annual returns in any 20 year period.</p>

## Switching

Direct investors may be able to switch from the Trust to another trust in the MLC Investment Trusts suite. A switch will be treated as a withdrawal from one Trust and an investment in another Trust. Buy/sell spreads may apply. If you invest via an IDPS, please contact your IDPS for details of how to switch.

## Changes to the Trust

We may make changes to the Trust (and the information in this PDS) at our discretion including, but not limited to, terminating the Trust. Some changes may be made without prior notice, including but not limited to, closing the Trust to new applications, and changes to the investment strategy, asset allocation, investment managers and service providers.

Where possible, we will give direct investors prior written notice of any materially adverse change. If you invest via an IDPS, you can contact your IDPS to obtain copies of these notices. Changes that are not materially adverse will be made available under 'Fund updates' at [mlcam.com.au/MLCWholesale/pds](https://mlcam.com.au/MLCWholesale/pds)

You should check the website for the latest information or you can obtain a paper copy of any updated information free of charge on request.

**!** You should read the important information about **How we invest your money**, including **Environmental, social, governance and ethical factors** before making a decision. Go to the Product Guide available at [mlcam.com.au/MLCWholesale/pds](https://mlcam.com.au/MLCWholesale/pds)

The material relating to **How we invest your money** may change between the time when you read this statement and the day when you acquire the product.

## 6. Fees and costs

### DID YOU KNOW?

Small differences in both investment performance and fees and costs can have a substantial impact on your long term returns.

For example, total annual fees and costs of 2% of your account balance rather than 1% could reduce your final return by up to 20% over a 30 year period (for example, reduce it from \$100,000 to \$80,000).

You should consider whether features such as superior investment performance or the provision of better member services justify higher fees and costs.

You may be able to negotiate to pay lower contribution fees and management costs where applicable. Ask the Trust or your financial adviser.

### TO FIND OUT MORE

If you would like to find out more, or see the impact of the fees based on your own circumstances, the **Australian Securities and Investments Commission (ASIC)** website [www.moneysmart.gov.au](http://www.moneysmart.gov.au) has a managed funds fee calculator to help you check out different fee options.

The ASIC managed funds fee calculator can also be used to calculate the effect of fees and costs on account balances.

**The fees and costs outlined in this PDS are for the Trust only.**

You should read all of the information about fees and costs because it is important to understand their impact on your investment in the Trust.

If you are investing in the Trust via an IDPS, you will need to consider the fees and other costs of the IDPS when calculating the total cost of your investment.

**If you consult a financial adviser you may also pay an additional fee that will be set out in the Statement of Advice between you and your financial adviser.**

This section shows the fees and other costs that you may be charged in relation to the Trust. These fees and costs may be deducted from your money, from the returns on your investment or from the assets of the managed investment scheme as a whole.

The information in this table can be used to compare fees and costs between different simple managed investment schemes. Taxes are set out under the 'How managed investment schemes are taxed' section of this PDS.

All fees are shown inclusive of GST and net of Reduced Input Tax Credits (where applicable).

Type of fee or cost	Amount
<b>Fees when your money moves in or out of the managed investment product.</b>	
<b>Establishment fee</b>	
The fee to open your investment.	Nil
<b>Contribution fee</b>	
The fee on each amount contributed to your investment.	Nil
<b>Withdrawal fee</b>	
The fee on each amount you take out of your investment.	Nil
<b>Exit fee</b>	
The fee to close your investment.	Nil
<b>Management costs<sup>1,2</sup></b>	
The fees and costs for managing your investment.	
<b>Management fee<sup>3</sup></b>	0.95% pa of the Trust's net asset value.
<b>Estimated indirect costs<sup>4</sup></b>	0.06% pa of the Trust's net asset value. This is made up of:
	<ul style="list-style-type: none"> <li>Estimated performance related costs: 0.02% pa</li> <li>Estimated other indirect costs: 0.04% pa</li> </ul>

<sup>1</sup> An allowance for transactional costs may apply to investments into and withdrawals from the Trust. Please see 'Transactional costs' in the 'Additional explanation of fees and costs' for further details.

<sup>2</sup> Rounded to two decimal places.

<sup>3</sup> Wholesale clients (as defined in the *Corporations Act 2001 (Cth)*) may be able to negotiate this fee by contacting Client Services.

<sup>4</sup> The estimated indirect costs are based on costs incurred for the 12 months to 30 June 2020 and include estimates where information was unavailable at the date this PDS was issued.

## Example of annual fees and costs for the Trust

This table gives an example of how the fees and costs for this managed investment product can affect your investment over a 1 year period. You should use this table to compare this product with other managed investment products.

<b>EXAMPLE: MLC Wholesale Horizon 6 Share Portfolio</b>		<b>Balance of \$500,000 with a contribution of \$5,000 during the year<sup>1</sup></b>
Contribution fees	0%	For every additional \$5,000 you put in, you will be charged \$0.
<b>PLUS</b>		
Management costs		<b>And, for every \$500,000 you have in the Trust you will be charged:</b>
Management fee	0.95%	\$4,750
Indirect costs	0.06%	+ \$300
<b>Total</b>	<b>1.01%</b>	<b>= \$5,050 each year.</b>
<b>EQUALS</b>		
Cost of the Trust		If you had an investment of \$500,000 at the beginning of the year and you put in an additional \$5,000 during that year, you would be charged fees from: <b>\$5,050.</b> <b>What it costs you will depend on the fees you negotiate with the Trust, your IDPS operator or your financial adviser.</b>

<sup>1</sup>This example assumes the \$5,000 additional investment occurs at the end of the year and that value of the Trust does not change for the entire year. Actual fees and costs are based on the value of the Trust which fluctuates daily. This example isn't designed to illustrate any transactional costs that may apply to you, such as a buy/sell spread.

## Additional explanation of fees and costs

### Management costs

The management costs are fees and costs for investing the Trust's assets.

The management costs don't include buy/sell spreads, borrowing costs or transactional costs.

Management costs are made up of the management fee and indirect costs described below.

### Management fee

The Responsible Entity receives a management fee for managing the assets of the Trust and overseeing the day to day operations of the Trust. The Responsible Entity will pay out of its management fee any fees paid to investment managers appointed directly by the Responsible Entity, and other costs and expenses incurred in operating the Trust ('operational costs'), such as custody costs, registry costs, auditing fees and tax return fees.

### Indirect costs

The Trust may also incur costs and expenses that won't be charged as a management fee but are expected to reduce the net return of the Trust. These indirect costs are reflected in the daily unit price and any reporting on the performance of the Trust.

Indirect cost amounts included in this document are based on actual costs incurred for the financial year to 30 June 2020 and involve estimates where information was unavailable at the date this PDS was issued. Amounts may vary from time to time and you will not be given advance notice of any changes to these amounts. Updated amounts will be available at

[mlcam.com.au/MLCWholesale](http://mlcam.com.au/MLCWholesale)

Indirect costs are made up of:

- Performance related costs  
Performance related costs are amounts that investment managers may charge when their performance exceeds a specified level. This is independent of the overall

performance of the Trust and therefore the amounts may be payable to the investment managers even if the Trust itself produces negative performance. Different performance related costs may be charged by different investment managers and will vary depending upon the investment managers' performance.

- Other indirect costs  
Underlying investment funds will generally charge a management fee and expense recoveries.

### Transactional costs

Transactional costs are the costs incurred when assets in the Trust or in underlying investments are bought or sold and includes costs such as brokerage, stamp duty and settlement costs. Transactional costs may also be incurred when the market process for trading assets causes the price paid or received to be different from the value of the assets immediately after the transaction, for example, where bid/ask spreads are incurred.

The estimated transactional costs for the financial year to 30 June 2020 were approximately 0.13% of the Trust's net asset value. Of this amount, we estimate that 0.04% was recovered through buy/sell spreads with the remaining 0.09% being an estimate of the amount of transactional costs that reduced the return of the Trust.

These costs are not included in the management costs and are an additional cost to you. No part of the transactional costs are paid to us or any investment managers.

### Buy/sell spreads

You incur the buy/sell spread when you buy or sell units in the Trust.

The buy spread is added to the unit price when you buy units. The sell spread is deducted from the unit price when you sell units. The buy/sell spread is not a fee and no part of the buy/sell spread is paid to us or to any investment managers. The buy/sell spread is retained in the Trust to cover the estimated transaction costs incurred as a result of investor applications and redemptions.

As at the date of this PDS, the buy/sell spreads are:

- Buy spread: 0.15% of each amount you invest into the Trust.
- Sell spread: 0.15% of each amount you withdraw from the Trust.

This means that for every \$5,000 you contribute to the Trust you will incur costs of \$7.50 and for every \$5,000 you withdraw from the Trust you will incur costs of \$7.50.

Buy/sell spreads may change from time to time. Increases (and decreases) may be significant.

The latest buy/sell spreads can be found on our website at [mlcam.com.au/MLCWholesale](http://mlcam.com.au/MLCWholesale). Investors may not be notified of changes, and should check current buy/sell spreads before making any investment decision.

### Changes to fees and costs

We may vary fees or introduce new fees up to the maximums described in the constitution, without your consent.

Under the constitution the maximum fees payable to the Responsible Entity are:

- a management fee of 2% pa of the Trust's current value (as defined under the constitution), and
- a contribution fee of 6% of the subscription amount (currently not charged).

We are entitled to recover expenses directly from the Trust. Currently we pay them out of the management fee. If this changes we will notify you. For more information see 'Reimbursable expenses' in the Product Guide.

If you invest directly in the Trust we will give you 30 days' notice of any increase in fees. No prior notice will be given in respect of changes to indirect costs, transactional costs, buy/sell spreads or borrowing costs. For updated details go to [mlcam.com.au/MLCWholesale](http://mlcam.com.au/MLCWholesale)

**!** You should read the important information about **Fees and costs** before making a decision. Go to the Product Guide available at [mlcam.com.au/MLCWholesale/pds](http://mlcam.com.au/MLCWholesale/pds)

The material relating to **Fees and costs** may change between the time when you read this statement and the day when you acquire the product.

## 7. How managed investment schemes are taxed

**Investing in a managed investment scheme is likely to have tax consequences. Because this PDS and the Product Guide are not tax guides and tax laws are complex and change from time to time, we strongly recommend that you obtain professional tax advice in relation to your own personal circumstances. This applies whether you are an Australian resident or a non-resident for tax purposes.**

### Australian taxation information

The general comments below only relate to the tax consequences arising to Australian residents. The Trust itself should not be liable for tax on its net earnings. Managed investment schemes do not pay tax on behalf of resident investors. Rather investors should include their proportion of the Trust's taxable income as income in their tax returns. Investors are assessed for tax on any income and capital gains generated by the Trust. Any net losses are retained by the Trust and potentially used to offset future matching gains.

The unit price of units issued before a distribution will include income accumulated in the Trust. The income that has been accumulating will generally be distributed. You may potentially have taxation liabilities on that income.

Depending on an investor's circumstances, a revenue or capital gain or loss may arise when units in the Trust are sold, switched or redeemed.

**!** You should read the important information about **How managed investment schemes are taxed** before making a decision. Go to the Product Guide available at [mlcam.com.au/MLCWholesale/pds](http://mlcam.com.au/MLCWholesale/pds)

The material relating to **How managed investment schemes are taxed** may change between the time when you read this statement and the day when you acquire the product.

## 8. How to apply

### Investing directly

To invest directly, you must complete and sign the application forms for the Trust and send them to us with your application money and identification documentation as applicable. Contact us to obtain the application forms.

### Investing via an IDPS

To invest in the Trust via an IDPS, you will need to contact your IDPS operator and complete the relevant IDPS application form and any other documentation required by the IDPS operator. You will also need to contact your IDPS operator in relation to making additional contributions to your investment.

You should contact your IDPS about any complaint you have. Your IDPS will work with us to assist you in resolving any complaints relating to your investment in the Trust.

The remaining information in this section only applies to direct investors in the Trust. If you invest via an IDPS, and require further information you should contact your IDPS operator.

### No cooling off rights

The right to 'cool off' does not apply to direct investments in this Trust.

### Privacy

We collect and hold information necessary to provide you with the relevant services and information related to your investment. If you do not provide your personal information we may not be able to provide you with these services. We are subject to the NAB Group's Privacy Policy which is available by contacting Client Services or visiting our website at [mlc.com.au/privacy](http://mlc.com.au/privacy). We may disclose your personal information within the NAB Group and to others. More information about how we collect, use, share and handle your personal information is in our Privacy Policy, including how you may access or correct your information, the countries we may send your information to and how you may make a complaint about a privacy issue.

### Anti-Money Laundering

We are required to comply with the *Anti-Money Laundering and Counter-Terrorism Financing Act 2006 (Cth)* and as such we may need to collect information from you or anyone acting on your behalf, and your related parties, to comply with our obligations.

### Foreign Account Tax Compliance Act (FATCA) and Common Reporting Standard (CRS)

We are required to collect information about your tax residency status, including whether you are a US citizen or resident for US tax purposes, and other relevant information to determine your reporting status under the FATCA and the CRS rules. If you identify yourself as a foreign resident for tax purposes, your account information may be reported to the relevant tax authorities.

## Resolving complaints

Our Client Services team can usually resolve complaints over the phone. If we can't or you're not satisfied with the outcome, then you will need to write to us (address details are at the end of this PDS). We will work to resolve your complaint as soon as possible. If you are a retail client (as defined in the *Corporations Act 2001 (Cth)*) and you are not satisfied with the outcome of your complaint, you can refer the matter to the Australian Financial Complaints Authority on **1800 931 678**. See [afca.org.au](http://afca.org.au) for more information.

## 9. Other information

**!** You should read the important information about **Email terms and conditions, Investor Online and Adviser Online, Notice to residents of New Zealand and Keeping you informed** before making a decision. Go to the Product Guide available at [mlcam.com.au/MLCWholesale/pds](http://mlcam.com.au/MLCWholesale/pds)

The material relating to **Email terms and conditions, Investor Online and Adviser Online, Notice to residents of New Zealand and Keeping you informed** may change between the time when you read this statement and the day when you acquire the product.

### Contact details

If you invest via an IDPS you should contact your IDPS for all enquiries.  
If you invest directly, the contact details are:

#### Registry Services

National Australia Bank Limited  
C/- OneVue Fund Services Pty Ltd  
GPO Box 804  
Melbourne VIC 3001 Australia

#### Client Services

Level 21  
255 George Street  
Sydney NSW 2000 Australia  
Telephone: 1300 738 355  
Email: [client.services@mlcam.com.au](mailto:client.services@mlcam.com.au)

#### Responsible Entity

MLC Investments Limited  
105-153 Miller Street  
North Sydney NSW 2060 Australia

#### Website

[mlcam.com.au/MLCWholesale](http://mlcam.com.au/MLCWholesale)